



PAPARAN PUBLIK

TAHUN BUKU 31 DESEMBER 2024

PT MNC Energy Investments Tbk

KODE SAHAM: **IATA**

APRIL 2025

Corporate Structure



PT MNC Energy Investments Tbk



MINING

TRADING



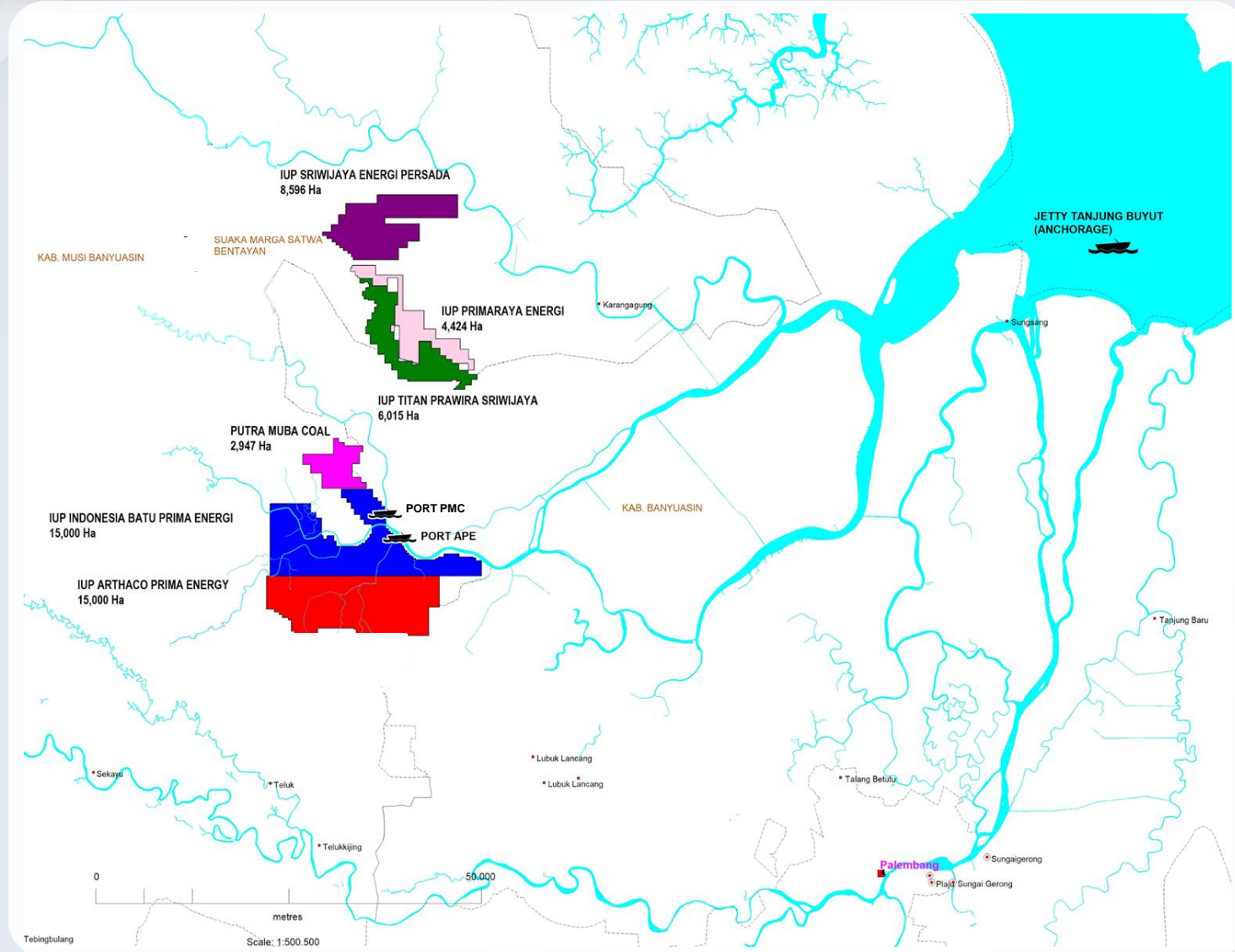
MINING BUSINESS

Investment Highlights

- Abundant resources and potential coal (approximately 1.4 billion MT)
- Easy hauling & transshipment (concessions close to big river & anchorage point) with supporting infrastructures (hauling road & 2 ports)
- Operation & production licenses with all concessions already obtained clean & clear status
- Low production cost
- Good demand from India, China, & ASEAN market
- Huge potential for power plant projects (including mine mouth), coal gasification & liquefaction

Concession Map

Banyuasin & Musi Banyuasin, South Sumatra



Resources & Reserves

IUP	Area (ha)	GAR (kcal/kg)	Resources (MT)				Reserves (MT)
			Measured	Indicated	Inferred	Total	KCMI
Based on Indonesian Joint Committee for Mineral Reserves (KCMI)							
PMC	2,947	3,000 - 3,600	60,400,000	12,900,000	3,600,000	76,900,000	54,820,000
APE ¹	3,550	2,500 - 3,250	214,300,000	142,800,000	84,900,000	442,000,000	222,140,000
IBPE ²	1,322	3,060 - 3,375	10,100,000	16,300,000	4,900,000	31,300,000	17,270,000
Total	7,819		284,800,000	172,000,000	93,400,000	550,200,000	294,230,000

Potential Coal Tonnage

IUP	Area (ha)	GAR (kcal/kg)	Exploration Target (MT)
Based on Internal Assessment			
APE	11,450	2,500 - 3,200	350,229,434
IBPE	13,678	3,000 - 3,375	528,994,284
PE	4,424	2,500 - 3,300	2,663,460
TPS	6,015	2,500 - 3,200	5,026,290
SEP	8,596	2,600 - 3,500	942,890
Total	44,163		887,856,358

Total resources & potential coal:
1,438,056,358 MT

Note:

¹ APE Phase 1 – 5 findings only

² IBPE Phase 1 – 2 findings only

Drilling activities continue for IUPs which have not been fully explored. Reserves will increase if the results of the ongoing exploration show coal findings.

Description:

PMC : PT Putra Muba Coal

APE : PT Arthaco Prima Energy

IBPE : PT Indonesia Batu Prima Energi

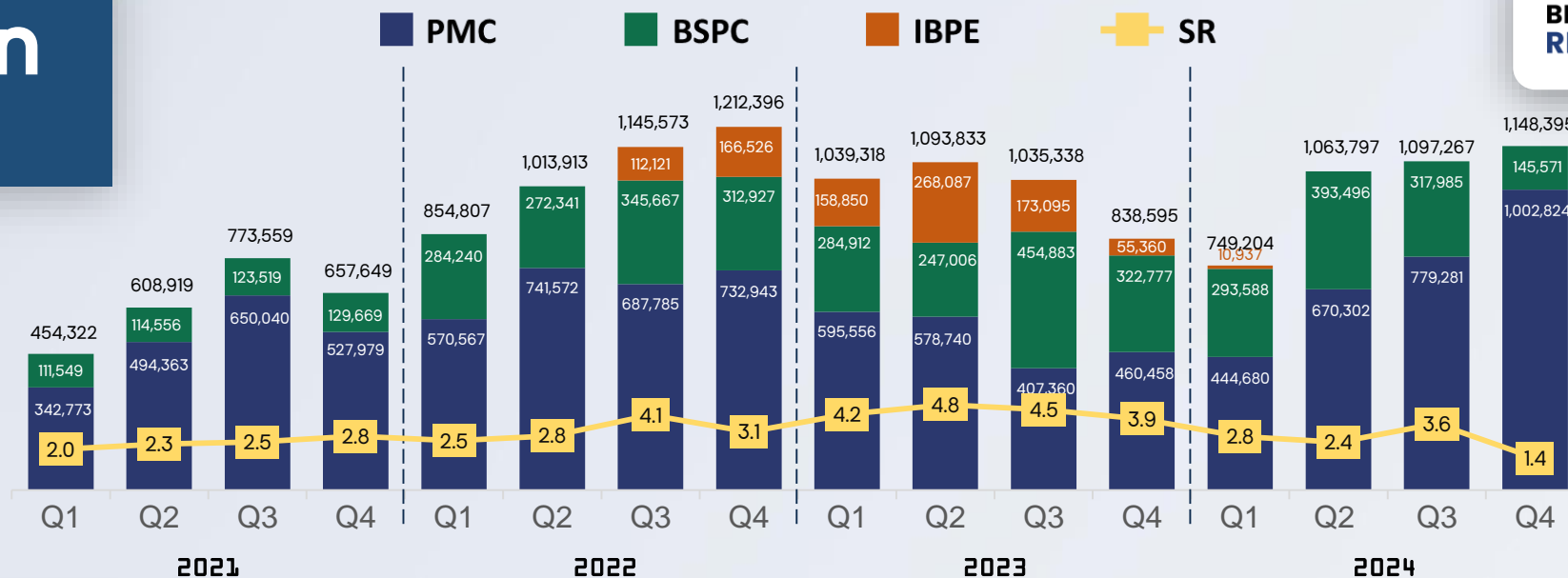
PE : PT Primaraya Energi

TPS : PT Titan Prawira Sriwijaya

SEP : PT Sriwijaya Energi Persada

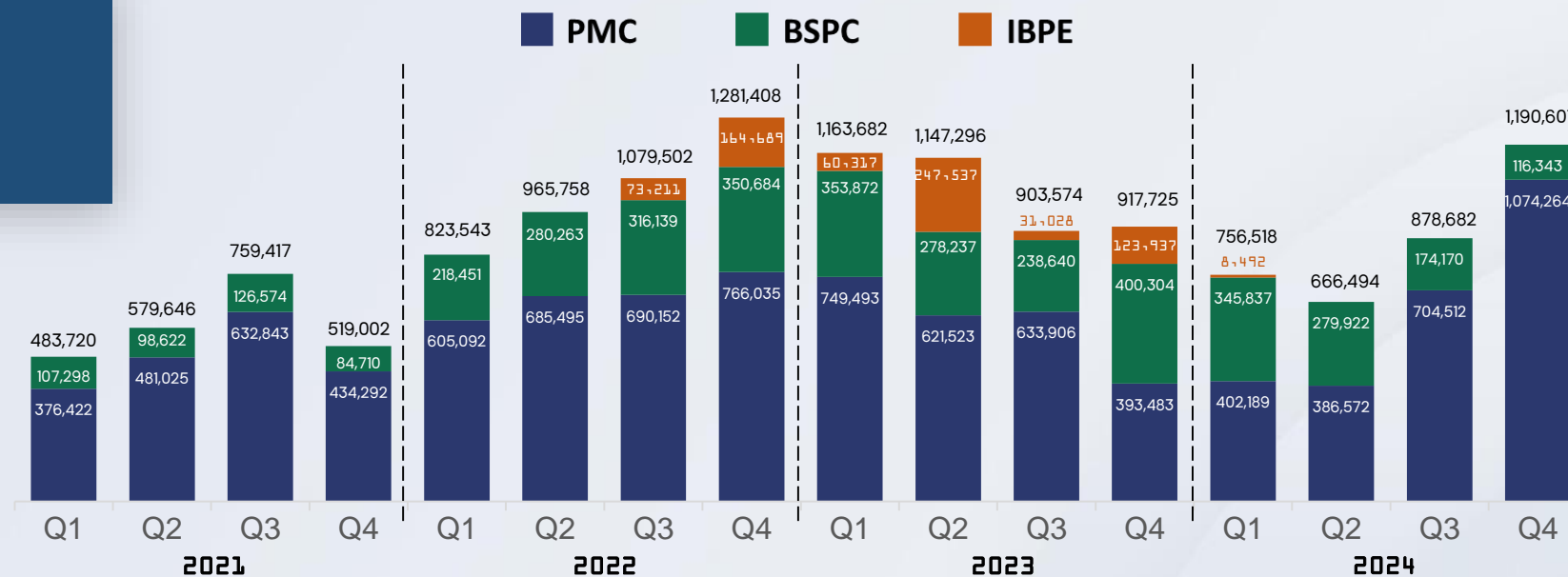
Production

In Metric Ton



Sales

In Metric Ton



Current Mining Pit & Infrastructure

PORT



OPEN PIT



CONVEYOR



**BACKFILLING &
LAND RECLAMATION**



HAULING ROAD





TRADING BUSINESS

Competitive Advantage



Strong Market Reach

Extensive distribution across Asia, leveraging MNC Group's network. Diversified product portfolio meets diverse customer needs. Sales volume in 2024 reached 450,000 MT and is projected to grow significantly to 750,000 MT in 2025.

Human Resource Excellence

Skilled team with deep industry expertise drives operational excellence and fosters innovation. Adapts effectively to market changes.

Excellence, Sustainability & CSR

MNC Energy prioritizes sustainability across operations, including efficient logistics. We are committed to ethical practices, environmental responsibility, and community engagement. These values drive long-term growth and create shared value for all stakeholder

Non-Coking Coal

MNC Energy offers a diverse portfolio of coal products, ranging from low to high calorific values.



Low

Calorific Value
3,400 – 4,600 GAR



Medium

Calorific Value
4,600 – 5,500 GAR



High

Calorific Value
5,500 – 7,000 GAR

Logistics



- 24/7 monitoring for peace of mind throughout the shipping process.
- Optimized supply chain from loading to discharge for cost-effective and efficient delivery.
- Customized logistics solutions tailored to vessel specifications, delivery schedules, and destination ports.
- Serving domestic and international energy demand, including China, India, ASEAN, and other regions.



Financials



in USD	FY-2024	FY-2023
Profit and Loss		
Operating Revenues	117,889,631	170,071,936
Direct Costs	(63,693,959)	(78,845,583)
Gross Profit	54,195,672	91,226,353
Income Before Tax	12,135,807	31,924,056
Net Profit	7,676,304	26,392,992
EBITDA	22,552,582	39,708,665
in USD	FY-2024	FY-2023
Balance Sheet		
Current Assets	53,659,757	33,444,900
Non-Current Assets	174,305,758	212,001,379
Total Assets	227,965,515	245,446,279
Current Liabilities	71,188,132	86,471,381
Non-Current Liabilities	48,412,070	55,834,066
Total Liabilities	119,600,202	142,305,447
Total Equity	108,365,313	103,140,832

Thank You

PT MNC Energy Investments Tbk
MNC Tower, 22/F, MNC Center
Jl. Kebon Sirih No. 17-19, Menteng
Center Jakarta 10340, Indonesia
Phone: +62-21 391 2935
www.mncenergy.com

