



# Presentation Material

PT MNC ENERGY INVESTMENTS TBK

Ticker: IATA

---

Sep 2025

# Corporate Structure



PT MNC Energy Investments Tbk



**MINING**

**TRADING**





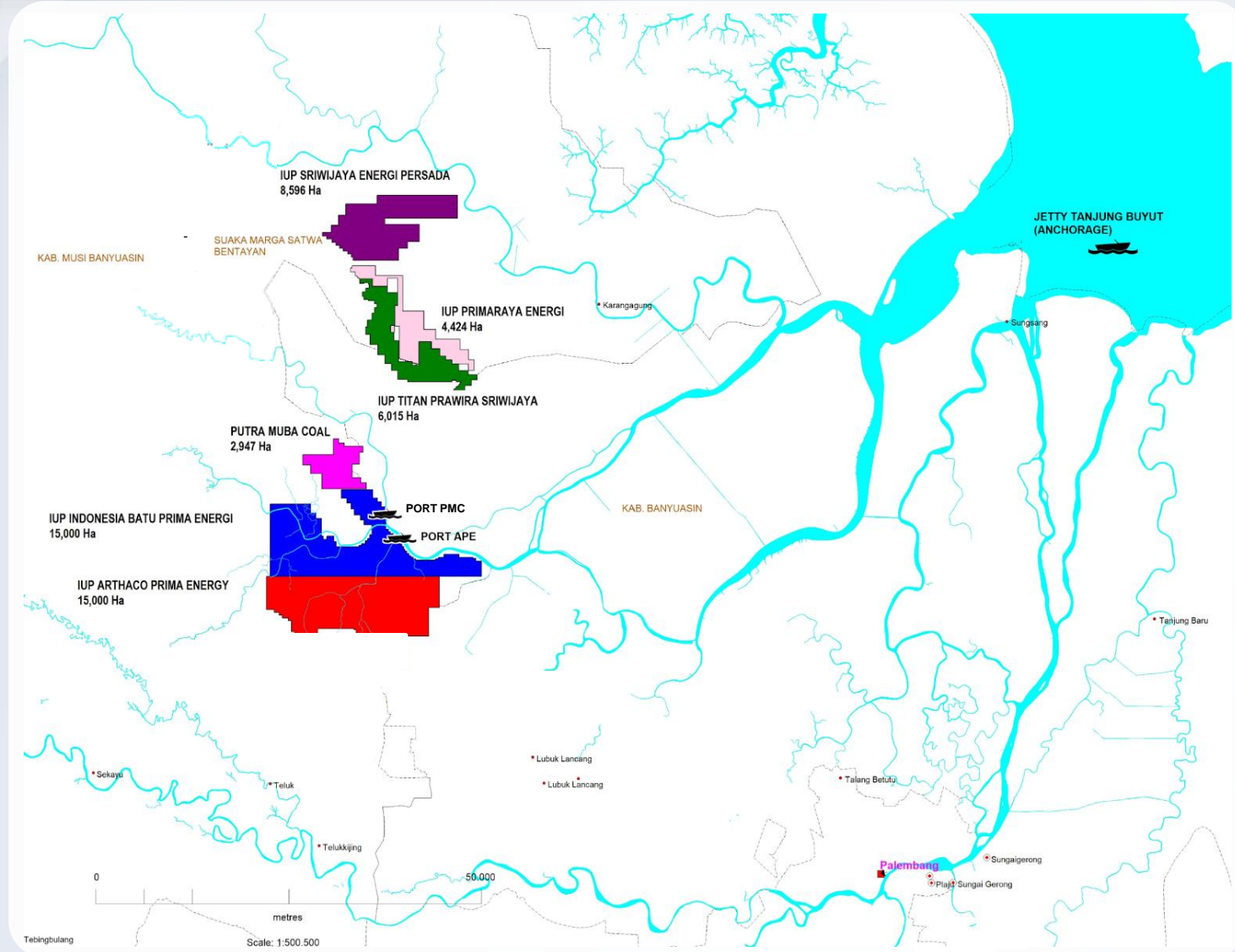
## MINING BUSINESS

# Investment Highlights

- Abundant resources and potential coal (approximately 1.4 billion MT)
- Easy hauling & transshipment (concessions close to big river & anchorage point) with supporting infrastructures (hauling road & 2 ports)
- Operation & production licenses with all concessions already obtained clean & clear status
- Low production cost
- Good demand from India, China, & ASEAN market
- Huge potential for power plant projects (including mine mouth), coal gasification & liquefaction

# Concession Map

Banyuasin & Musi Banyuasin, South Sumatra





IUP	Area (ha)	GAR (kcal/kg)	Resources (MT)				Reserves (MT)
			Measured	Indicated	Inferred	Total	KCMI
Based on Indonesian Joint Committee for Mineral Reserves (KCMI)							
PMC	2,947	3,000 - 3,600	60,400,000	12,900,000	3,600,000	76,900,000	54,820,000
APE <sup>1</sup>	3,550	2,500 - 3,250	214,300,000	142,800,000	84,900,000	442,000,000	222,140,000
IBPE <sup>2</sup>	1,322	3,060 - 3,375	10,100,000	16,300,000	4,900,000	31,300,000	17,270,000
Total	7,819		284,800,000	172,000,000	93,400,000	550,200,000	294,230,000

## Potential Coal Tonnage

IUP	Area (ha)	GAR (kcal/kg)	Exploration Target (MT)
<b>Based on Internal Assessment</b>			
APE	11,450	2,500 - 3,200	350,229,434
IBPE	13,678	3,000 - 3,375	528,994,284
PE	4,424	2,500 - 3,300	2,663,460
TPS	6,015	2,500 - 3,200	5,026,290
SEP	8,596	2,600 - 3,500	942,890
<b>Total</b>	<b>44,163</b>		<b>887,856,358</b>

Total resources & potential coal:  
**1,438,056,358 MT**

Note:

<sup>1</sup> APE Phase 1 – 5 findings only

<sup>2</sup> IBPE Phase 1 – 2 findings only

Drilling activities continue for IUPs which have not been fully explored. Reserves will increase if the results of the ongoing exploration show coal findings.

## Description:

PMC : PT Putra Muba Coal

APE : PT Arthaco Prima Energy

IBPE : PT Indonesia Batu Prima Energi

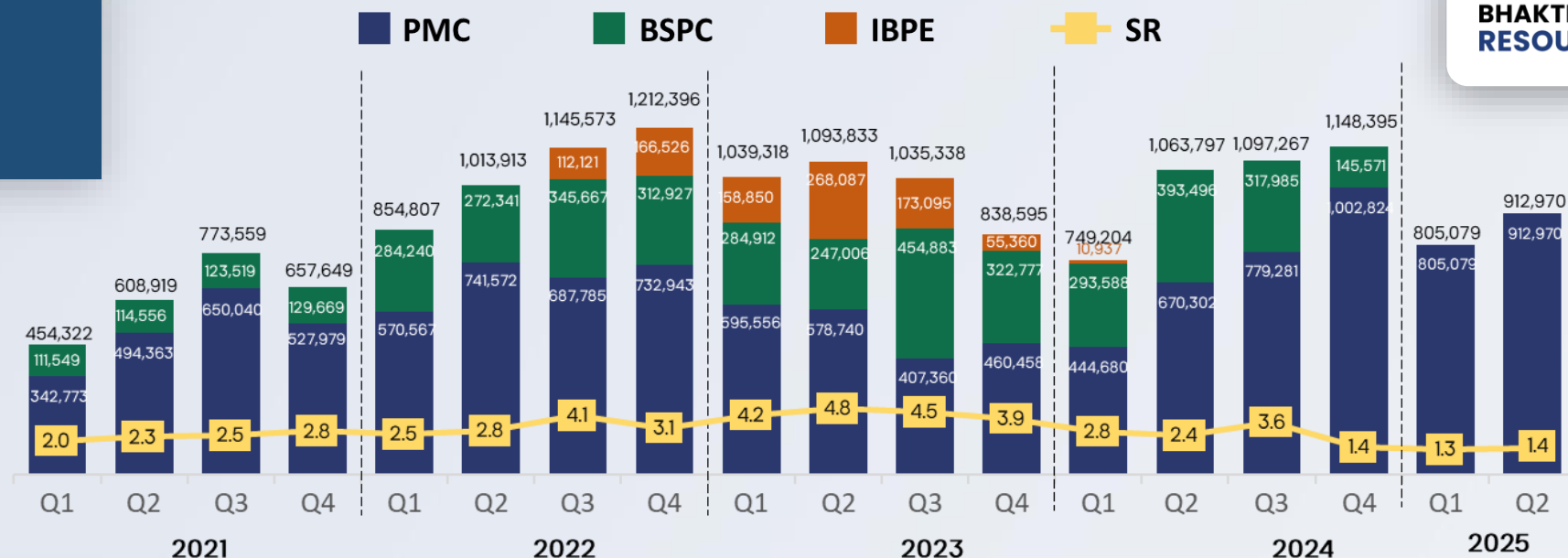
PE : PT Primaraya Energi

TPS : PT Titan Prawira Sriwijaya

SEP : PT Sriwijaya Energi Persada

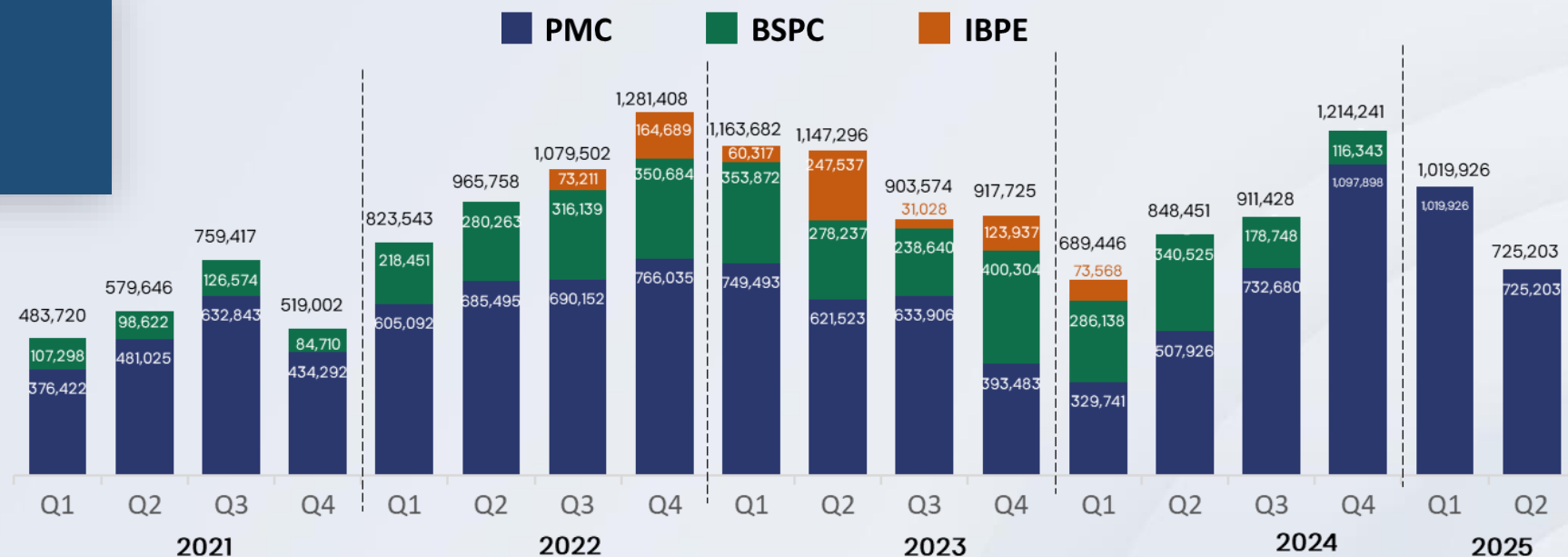
# Production

In Metric Ton



# Sales

In Metric Ton





# Current Mining Pit & Infrastructure

PORT



OPEN PIT



CONVEYOR



BACKFILLING &  
LAND RECLAMATION



HAULING ROAD







## TRADING BUSINESS

# Competitive Advantage



## **Strong Market Reach**

Extensive distribution across Asia, leveraging MNC Group's network. Diversified product portfolio meets diverse customer needs. Sales volume in 2024 reached 450,000 MT and is projected to grow significantly to 750,000 MT in 2025.



## **Human Resource Excellence**

Skilled team with deep industry expertise drives operational excellence and fosters innovation. Adapts effectively to market changes.



## **Excellence, Sustainability & CSR**

MNC Energy prioritizes sustainability across operations, including efficient logistics. We are committed to ethical practices, environmental responsibility, and community engagement. These values drive long-term growth and create shared value for all stakeholder

# Product Quality

## Non-Coking Coal

MNC Energy offers a diverse portfolio of coal products, ranging from low to high calorific values.



**Low**  
Calorific Value  
3,400 – 4,600 GAR



**Medium**  
Calorific Value  
4,600 – 5,500 GAR



**High**  
Calorific Value  
5,500 – 7,000 GAR





- 24/7 monitoring for peace of mind throughout the shipping process.
- Optimized supply chain from loading to discharge for cost-effective and efficient delivery.
- Customized logistics solutions tailored to vessel specifications, delivery schedules, and destination ports.
- Serving domestic and international energy demand, including China, India, ASEAN, and other regions.



# Thank You

PT MNC Energy Investments Tbk  
MNC Tower, 22/F, MNC Center  
Jl. Kebon Sirih No. 17-19, Menteng  
Center Jakarta 10340, Indonesia  
Phone: +62-21 391 2935  
[www.mncenergy.com](http://www.mncenergy.com)

