



Presentation Material

PT MNC ENERGY INVESTMENTS TBK

Ticker: IATA

APR 2026



Corporate Structure



PT MNC Energy Investments Tbk



MINING

TRADING



MINING BUSINESS

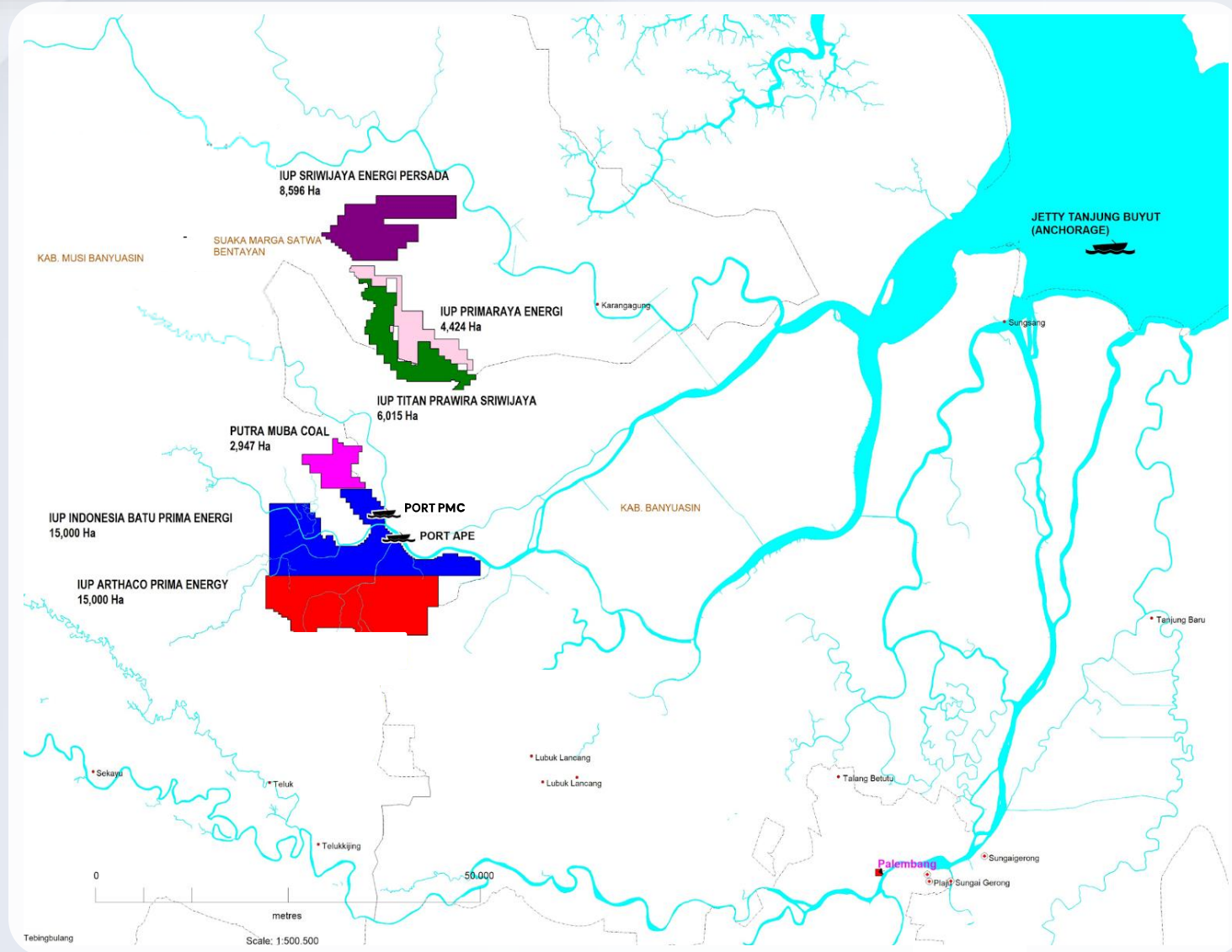


Investment Highlights

- Abundant resources and potential coal (approximately 1.4 billion MT)
- Easy hauling & transshipment (concessions close to big river & anchorage point) with supporting infrastructures (hauling road & 2 ports)
- Operation & production licenses with all concessions already obtained clean & clear status
- Low production cost
- Good demand from India, China, & ASEAN market
- Huge potential for power plant projects (including mine mouth), coal gasification & liquefaction

Concession Map

Banyuasin & Musi Banyuasin, South Sumatra



IUP	Exploration Area (ha)	Concession Area (ha)	GAR (kcal/kg)	Resources* (MT)				Reserves* (MT)
				Measured	Indicated	Inferred	Total	KCMI
Based on Indonesian Joint Committee for Mineral Reserves (KCMI)								
PMC	2,947	2,947	2,905 - 3,547	50,210,442	12,900,000	3,600,000	66,710,442	44,630,442
APE ¹	3,550	15,000	2,500 - 3,146	214,226,695	142,800,000	84,900,000	441,926,695	222,066,695
IBPE ²	1,668	15,000	3,151 - 3,344	43,620,000	27,340,000	18,630,000	89,590,000	21,130,000
Total	8,165			308,057,137	183,040,000	107,130,000	598,227,137	287,827,137

Potential Coal Tonnage

IUP	Area (ha)	GAR (kcal/kg)	Exploration Target (MT)
Based on Internal Assessment			
APE	11,450	2,500 - 3,200	350,329,434
IBPE	13,332	3,000 - 3,375	470,704,284
PE	4,424	2,500 - 3,300	2,663,460
TPS	6,015	2,500 - 3,200	5,026,290
SEP	8,596	2,600 - 3,500	942,890

Description:

PMC : PT Putra Muba Coal

APE : PT Arthaco Prima Energy

IBPE : PT Indonesia Batu Prima Energi

PE : PT Primaraya Energi

TPS : PT Titan Prawira Sriwijaya

SEP : PT Sriwijaya Energi Persada

Total resources & potential coal:
1,427,893,495 MT

Note:

¹ APE Phase 1 – 5 findings only

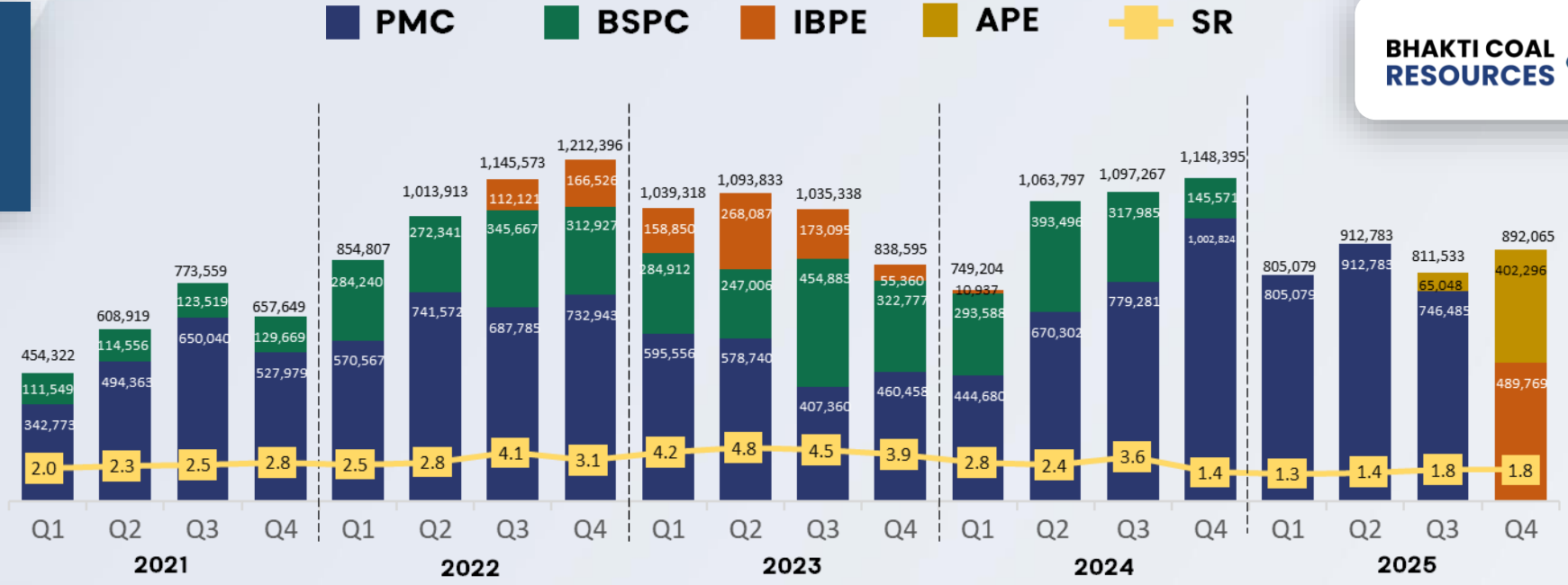
² IBPE Phase 1 – 2 findings only

Drilling activities continue for IUPs which have not been fully explored. Reserves will increase if the results of the ongoing exploration show coal findings.

*The estimated values of resources and reserves have been adjusted for September 2025 production.

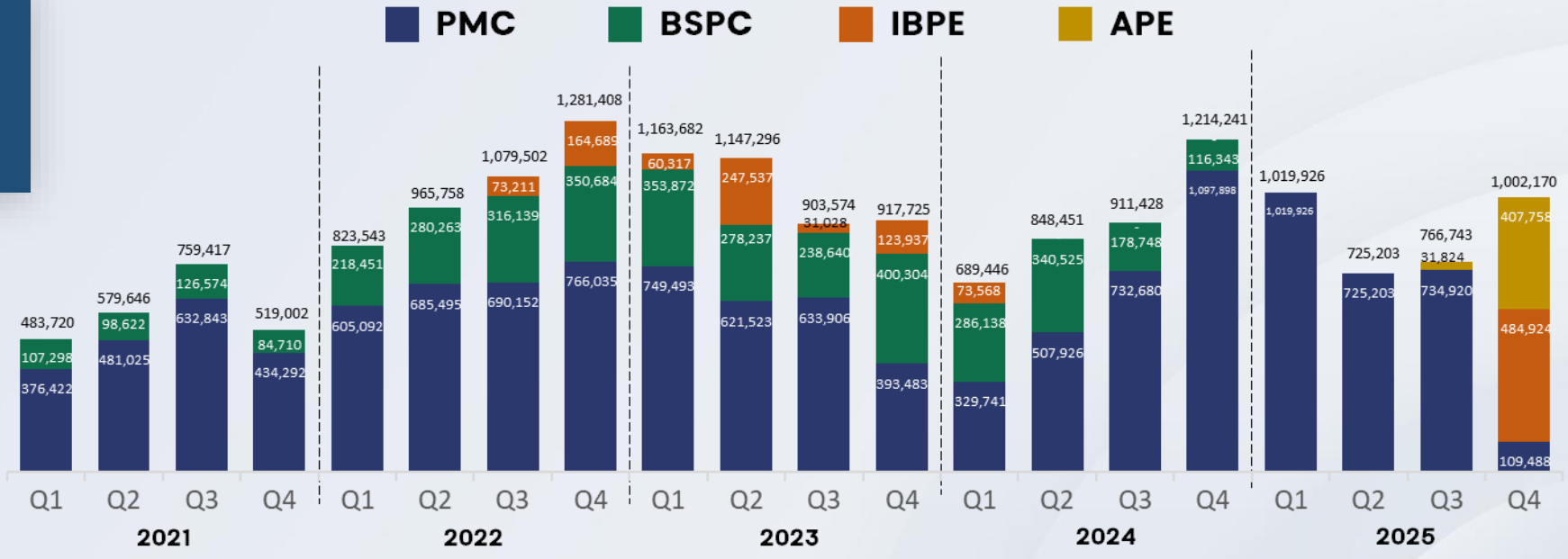
Production

In Metric Ton



Sales

In Metric Ton



Current Mining Pit & Infrastructure

PORT



OPEN PIT



CONVEYOR



BACKFILING & LAND RECLAMATION



HAULING ROAD





TRADING BUSINESS

Competitive Advantage



Human Resource Excellence

Skilled team with deep industry expertise drives operational excellence and fosters innovation. Adapts effectively to market changes.



Excellence, Sustainability & CSR

MNC Energy prioritizes sustainability across operations, including efficient logistics. We are committed to ethical practices, environmental responsibility, and community engagement. These values drive long-term growth and create shared value for all stakeholder

PACIFIC STAR 8610

Non-Coking Coal

MNC Energy offers a diverse portfolio of coal products, ranging from low to high calorific values.



Low
Calorific Value
3,400 – 4,600 GAR



Medium
Calorific Value
4,600 – 5,500 GAR



High
Calorific Value
5,500 – 7,000 GAR

Logistics



- 24/7 monitoring for peace of mind throughout the shipping process.
- Optimized supply chain from loading to discharge for cost-effective and efficient delivery.
- Customized logistics solutions tailored to vessel specifications, delivery schedules, and destination ports.
- Serving domestic and international energy demand, including China, India, ASEAN, and other regions.



Thank You

PT MNC Energy Investments Tbk
MNC Tower, 22/F, MNC Center
Jl. Kebon Sirih No. 17-19, Menteng
Center Jakarta 10340, Indonesia
Phone: +62-21 3912935
www.mncenergy.com

